





District Health Assessment for Multiple District 13 through January 2026

		Clubs							Membership							Member Strength		Cancellation		Reports			Finance	Leadership			
District Name	Status/ Number of Months in Status *	Active Clubs	Clubs in Status Quo	Total Clubs	% Status Quo Clubs in Financial Suspension	New Clubs	Cancelled Clubs	YTD Net Club Gain/Loss	Current Members In Active Clubs	Current Members In Status Quo Clubs	Current Total Members Count	YTD Add	YTD Drop	YTD NetGrowth (includes Active and Status Quo)	YTD NetGrowth% (includes Active and Status Quo)	Member Count 12 Months Ago	Average Member Count Per Club	% of Clubs with less than 20 members	Average Cancelled Club Age	Members Lost Due to Cancelled Clubs	% of Clubs Reporting Service	% No MMR in 3 Months	% No Officer Report in 12 months	% of Clubs with balance 90+ days	Number of Zone Chairs Recorded	Number of Region Chairs Recorded	District Officers Vacancies **
13 OH1		48	0	48	0%	0	0	0	1305	0	1305	29	58	-29	-2.17%	1,345	27	44%	0	0	100%	67%	0%	4%	8	3	
13 OH2		52	0	52	0%	0	1	-1	1564	0	1564	59	97	-38	-2.37%	1,626	30	29%	82	5	88%	48%	4%	8%	7	0	GMT
13 OH3		48	0	48	0%	0	0	0	1252	0	1252	67	92	-25	-1.96%	1,309	26	46%	0	0	100%	48%	0%	10%	8	2	
13 OH4	T(8)	48	0	48	0%	0	0	0	1177	0	1177	51	108	-57	-4.62%	1,250	25	42%	0	0	100%	38%	2%	0%	9	0	
13 OH5	T(8)	45	0	45	0%	0	3	-3	1191	0	1191	80	94	-14	-1.16%	1,241	26	36%	70	13	100%	36%	0%	4%	7	0	
13 OH6		52	0	52	0%	0	0	0	1392	0	1392	67	90	-23	-1.63%	1,420	27	44%	0	0	100%	54%	0%	17%	8	2	
13 OH7	T(24)	46	0	46	0%	0	0	0	1110	0	1110	72	80	-8	-0.72%	1,157	24	43%	0	0	85%	57%	0%	7%	7	0	
		339	0	339	0%	0	4	-4	8991	0	8991	425	619	-194	-2.11%	9,348	27	40%	73	18	96%	50%	1%	7%	54	7	




District Health Assessment for Multiple District 14 through January 2026

		Clubs							Membership							Member Strength		Cancellation		Reports			Finance	Leadership			
District Name	Status/ Number of Months in Status *	Active Clubs	Clubs in Status Quo	Total Clubs	% Status Quo Clubs in Financial Suspension	New Clubs	Cancelled Clubs	YTD Net Club Gain/Loss	Current Members In Active Clubs	Current Members In Status Quo Clubs	Current Total Members Count	YTD Add	YTD Drop	YTD NetGrowth (includes Active and Status Quo)	YTD NetGrowth% (includes Active and Status Quo)	Member Count 12 Months Ago	Average Member Count Per Club	% of Clubs with less than 20 members	Average Cancelled Club Age	Members Lost Due to Cancelled Clubs	% of Clubs Reporting Service	% No MMR in 3 Months	% No Officer Report in 12 months	% of Clubs with balance 90+ days	Number of Zone Chairs Recorded	Number of Region Chairs Recorded	District Officers Vacancies **
14 A		52	0	52	0%	2	2	0	1257	0	1257	85	95	-10	-0.79%	1,240	24	48%	52	25	29%	60%	2%	8%	0	0	
14 B	T(24)	26	0	26	0%	0	1	-1	576	0	576	31	42	-11	-1.87%	568	22	46%	45	13	88%	42%	0%	12%	5	0	
14 C	T(24)	42	0	42	0%	0	1	-1	1146	0	1146	72	93	-21	-1.80%	1,168	27	45%	49	16	86%	21%	0%	5%	7	0	
14 D	T(24)	42	0	42	0%	1	1	0	1164	0	1164	83	109	-26	-2.18%	1,175	28	36%	8	11	90%	38%	2%	7%	5	0	
14 E	T(24)	27	0	27	0%	0	0	0	653	0	653	16	28	-12	-1.80%	679	24	44%	0	0	63%	33%	0%	7%	3	0	
14 F	T(24)	34	0	34	0%	0	1	-1	856	0	856	30	70	-40	-4.46%	904	25	41%	74	26	26%	50%	0%	18%	0	0	2nd VDG,GST
14 G		52	0	52	0%	0	0	0	1456	0	1456	68	81	-13	-0.88%	1,464	28	40%	0	0	77%	52%	10%	13%	6	0	
14 H	T(24)	26	0	26	0%	0	0	0	595	0	595	16	35	-19	-3.09%	625	23	54%	0	0	27%	54%	8%	4%	0	0	1st VDG,2nd VDG
14 J	T(24)	25	0	25	0%	0	1	-1	682	0	682	25	36	-11	-1.59%	697	27	48%	96	10	28%	68%	0%	16%	6	0	1st VDG,2nd VDG
14 K	T(24)	25	0	25	0%	0	1	-1	671	0	671	28	48	-20	-2.89%	704	27	32%	102	8	56%	36%	0%	8%	7	0	1st VDG,2nd VDG
14 L	T(24)	34	0	34	0%	0	0	0	746	0	746	54	68	-14	-1.84%	777	22	47%	0	0	97%	41%	0%	9%	3	0	2nd VDG
14 M	T(24)	40	0	40	0%	0	1	-1	947	0	947	40	75	-35	-3.56%	994	24	53%	36	9	70%	55%	3%	10%	6	2	1st VDG,2nd VDG
14 N	T(24)	36	0	36	0%	1	2	-1	941	0	941	61	49	12	1.29%	942	26	42%	11	6	64%	44%	0%	11%	9	5	1st VDG,2nd VDG
14 P	T(24)	32	0	32	0%	0	1	-1	841	0	841	29	53	-24	-2.77%	889	26	41%	101	2	81%	53%	0%	13%	6	1	2nd VDG
14 T	T(24)	34	0	34	0%	0	0	0	1057	0	1057	70	92	-22	-2.04%	1,105	31	21%	0	0	74%	15%	0%	24%	6	0	1st VDG
14 U	T(24)	26	0	26	0%	0	0	0	779	0	779	27	60	-33	-4.06%	831	30	31%	0	0	65%	38%	4%	12%	6	0	2nd VDG



District Health Assessment for Multiple District 14 through January 2026

		Clubs							Membership							Member Strength		Cancellation		Reports			Finance	Leadership			
District Name	Status/ Number of Months in Status *	Active Clubs	Clubs in Status Quo	Total Clubs	% Status Quo in Financial Suspension	New Clubs	Cancelled Clubs	YTD Net Club Gain/Loss	Current Members In Active Clubs	Current Members In Status Quo Clubs	Current Total Members Count	YTD Add	YTD Drop	YTD NetGrowth (includes Active and Status Quo)	YTD NetGrowth% (includes Active and Status Quo)	Member Count 12 Months Ago	Average Member Count Per Club	% of Clubs with less than 20 members	Average Cancelled Club Age	Members Lost Due to Cancelled Clubs	% of Clubs Reporting Service	% No MMR in 3 Months	% No Officer Report in 12 months	% of Clubs with balance 90+ days	Number of Zone Chairs Recorded	Number of Region Chairs Recorded	District Officers Vacancies **
14 W	T(24)	23	0	23	0%	0	1	-1	583	0	583	34	18	16	2.82%	566	25	48%	90	0	70%	30%	0%	4%	6	0	
		576	0	576	0%	4	13	-9	14950	0	14950	769	1052	-283	-1.86%	15,328	26	42%	56	126	65%	44%	2%	11%	81	8	




District Health Assessment for Multiple District 24 through January 2026

District Name	Status/ Number of Months in Status *	Clubs							Membership							Member Strength		Cancellation		Reports			Finance	Leadership			
		Active Clubs	Clubs in Status Quo	Total Clubs	% Status Quo Clubs in Financial Suspension	New Clubs	Cancelled Clubs	YTD Net Club Gain/Loss	Current Members In Active Clubs	Current Members In Status Quo Clubs	Current Total Members Count	YTD Add	YTD Drop	YTD NetGrowth (includes Active and Status Quo)	YTD NetGrowth% (includes Active and Status Quo)	Member Count 12 Months Ago	Average Member Count Per Club	% of Clubs with less than 20 members	Average Cancelled Club Age	Members Lost Due to Cancelled Clubs	% of Clubs Reporting Service	% No MMR in 3 Months	% No Officer Report in 12 months	% of Clubs with balance 90+ days	Number of Zone Chairs Recorded	Number of Region Chairs Recorded	District Officers Vacancies **
24 C		50	0	50	0%	0	0	0	1264	0	1264	101	82	19	1.53%	1,236	25	42%	0	0	78%	34%	2%	14%	10	0	GST
24 I		75	0	75	0%	0	3	-3	1556	0	1556	123	117	6	0.39%	1,590	21	61%	67	9	88%	55%	4%	8%	16	0	
24 L		78	0	78	0%	0	0	0	2176	0	2176	125	162	-37	-1.67%	2,181	28	45%	0	0	96%	36%	0%	5%	14	5	
		203	0	203	0%	0	3	-3	4996	0	4996	349	361	-12	-0.24%	5,007	25	50%	67	9	89%	42%	2%	8%	40	5	



District Health Assessment for Multiple District 29 through January 2026

		Clubs							Membership							Member Strength		Cancellation		Reports			Finance	Leadership			
District Name	Status/ Number of Months in Status *	Active Clubs	Clubs in Status Quo	Total Clubs	% Status Quo Clubs in Financial Suspension	New Clubs	Cancelled Clubs	YTD Net Club Gain/Loss	Current Members In Active Clubs	Current Members In Status Quo Clubs	Current Total Members Count	YTD Add	YTD Drop	YTD NetGrowth (includes Active and Status Quo)	YTD NetGrowth% (includes Active and Status Quo)	Member Count 12 Months Ago	Average Member Count Per Club	% of Clubs with less than 20 members	Average Cancelled Club Age	Members Lost Due to Cancelled Clubs	% of Clubs Reporting Service	% No MMR in 3 Months	% No Officer Report in 12 months	% of Clubs with balance 90+ days	Number of Zone Chairs Recorded	Number of Region Chairs Recorded	District Officers Vacancies **
29 L	T(24)	47	0	47	0%	1	0	1	924	0	924	96	83	13	1.43%	915	20	60%	0	0	98%	53%	9%	2%	5	0	
29 C	T(24)	38	0	38	0%	0	3	-3	756	0	756	35	58	-23	-2.95%	809	20	55%	58	25	26%	66%	26%	16%	9	0	1st VDG,2nd VDG,GMT,GST
29 I		53	0	53	0%	0	1	-1	1313	0	1313	67	102	-35	-2.60%	1,396	25	47%	12	5	62%	43%	0%	2%	9	0	1st VDG
		138	0	138	0%	1	4	-3	2993	0	2993	198	243	-45	-1.48%	3,120	22	54%	46	30	64%	53%	10%	6%	23	0	

* - District Status: P - Provisional, T - Transitional.
** - District Officers Vacancies: DG - District Governor, 1st VDG - First Vice District Governor, 2nd VDG - Second Vice District Governor.